






**Diploma in Windows Networking (200) – Windows 2000 Server Active Directory**

<b>Prerequisites:</b> Knowledge in Windows operating system.	<b>Corequisites:</b> A pass or higher in Certificate in Networking or equivalence.
<b>Aim:</b> This course is designed to give candidates the ability to design a directory service architecture, including: unified directory services such as Active Directory and domains; connectivity between and within systems, system components, and applications; data replication such as directory replication and database replication. In addition, candidates will develop the skills required to analyse the business requirements for desktop management and design a solution for desktop management that meets business requirements.	
<b>Required Materials:</b> Recommended Learning Resources.	<b>Supplementary Materials:</b> Lecture notes and tutor extra reading recommendations.
<b>Special Requirements:</b> The course requires a combination of lectures, demonstrations, discussions, and hands-on labs.	
<p><b>Intended Learning Outcomes:</b></p> <p>1 Discuss Microsoft’s goals for Windows Server development. Describe the different versions of Windows Server. Describe the primary purpose for each version of Windows Server</p> <p>2 Describe the purpose and role of sites in Active Directory (AD). Define the purpose and role of OUs, containers, domain trees and forests in AD</p> <p>3 Identify how to choose an appropriate organisational model within Active Directory. Describe the use of sites and site boundaries within Active Directory</p> <p>4 Understand DNS name resolution. Identify the different types of name servers</p> <p>5 Describe Active Directory domain modes. Create a Windows Server domain.</p>	<p><b>Assessment Criteria:</b></p> <p>1.1 Describe and define key new features in Windows Server</p> <p>1.2 Describe and define the goal and purpose of a directory service</p> <p>1.3 Describe ways in which networks have used directory services in the past</p> <p>1.4 Describe the main areas of improvement for system administrators</p> <p>1.5 Describe how AD helps achieves better scalability in Windows Server than in previous versions</p> <p>1.6 Describe key open standards that have been adopted in Windows Server</p> <p>1.7 Describe logical components of AD</p> <p>2.1 Define the purpose and role of DNS and DDNS in Windows Server</p> <p>2.2 Define the logical structure of AD</p> <p>2.3 Define the physical structure of AD</p> <p>3.1 Plan the DNS namespace for an Active Directory enterprise</p> <p>3.2 Design for flexibility of organisational or geographic changes</p> <p>3.3 Discuss the use of Organisational Units within Active Directory</p> <p>3.4 Design an appropriate infrastructure for an Active Directory enterprise</p> <p>4.1 Configure and manage DNS zones</p> <p>4.2 Describe zone transfers</p> <p>4.3 Install DNS for Active Directory</p> <p>4.4 Configure DNS for Active Directory</p> <p>4.5 Monitor and troubleshoot DNS for Active Directory</p> <p>5.1 Use the Active Directory Installation Wizard</p> <p>5.2 Promote a member server to a domain controller</p> <p>5.3 Demote a domain controller to a member server</p> <p>5.4 Define the role of the Active Directory database</p>

<p>Understand the role of DCPromo.exe and the Configure Your Server wizard</p>	<p>5.5 Describe the role of the shared system volume 5.6 Install Active Directory on a Windows Server server 5.7 Demonstrate how to add additional domain controllers to a domain 5.8 Demonstrate how to change the mode of a Windows Server domain</p>
<p>6 Illustrate how to: Create sites within Active Directory Create subnets within Active Directory. Create site links within Active Directory</p>	<p>6.1 Create site link bridges within Active Directory 6.2 Create connection objects within Active Directory 6.3 Create Global Catalog Servers within Active Directory 6.4 Move server objects between sites within Active Directory 6.5 Transfer operations master roles within Active Directory 6.6 Implement an Organisational Unit structure</p>
<p>7 Identify common Active Directory object types. Define how to find objects within Active Directory and control user access to objects through permissions. Demonstrate how inheritance works with permissions</p>	<p>7.1 Demonstrate how to publish shared folders 7.2 Move objects within a domain 7.3 Move objects between domains using MoveTree and Netdom 7.4 Demonstrate how to delegate control to users and groups 7.5 Explain the implications of delegating control</p>
<p>8 Describe the tools you can use to monitor system performance. Describe the function and purpose of System Monitor. Describe and use counters in System Monitor to analyse system performance. Describe the purpose of the Event Viewer</p>	<p>8.1 Configure alerts in System Monitor 8.2 Define the logs that exist on a Windows Server domain controller 8.3 Describe the tools available to monitor Active Directory performance</p>
<p>9 Describe how data is stored in Active Directory. Define key Active Directory terms such as System State Data</p>	<p>9.1 Perform a non-authoritative restore of Active Directory data 9.2 Define the security permissions required to perform a backup</p>
<p>10 Define Group Policy concepts</p>	<p>10.1 Plan an effective Group Policy design 10.2 Implement Group Policy</p>
<p>11 Use scripts to apply configuration settings to users and computers</p>	<p>11.1 Control the user environment through administrative techniques 11.2 Use folder redirection to move user files to a server</p>
<p>12 Describe IntelliMirror components and change and configuration management concepts. Define the phases of software management</p>	<p>12.1 Create and configure Windows Installer packages 12.2 Manage software deployment through the Software Installation MMC snap-in 12.3 Patch Software using the Windows Installer Package Editor</p> <p>13.1 Setup and configure RIS 13.2 Create RIS images 13.3 Create RIS boot disks 13.4 Manage RIS security.</p> <p>14.1 Explain how Windows Server prevents unnecessary data being copied across the network 14.2 Describe what happens when simultaneous updates occur on a single object 14.3 Describe the processes that Active Directory uses to prevent replication from swamping LAN links</p>

<p>13 Describe what Remote Installation Services (RIS) is and how it functions. Understand the requirements for RIS. Identify RIS client and server components</p> <p>14 Describe how the Windows Server domain controllers replicate data to each other. Explain how Windows Server minimises the amount of data that is replicated.</p> <p>15 Describe why security is important in Windows Server. Define auditing in Windows Server. Describe how auditing in Windows Server differs from that in other Windows versions. Describe the key pieces of information that auditing can provide. Describe how auditing policies are integrated into Group Policy</p>	<p>15.1 Name the log file that contains all auditing entries</p> <p>15.2 Discuss the order in which policies are applied on a Windows Server computer</p> <p>15.3 Demonstrate how to configure and implement auditing policies on a Windows Server system</p> <p>15.4 Describe available policy options for files, folders, Active Directory objects and printers</p> <p>15.5 Describe and define the purpose of security templates</p> <p>15.6 Describe and use the Security Configuration and Analysis tool</p>
---	---

### Recommended Learning Resources: Windows Server Active Directory

<p><b>Text Books</b></p>	<ul style="list-style-type: none"> <li>• Windows Active Directory Services (Paperback) by Course Technology. ISBN-10: 0619062819</li> <li>• MCSE Guide to Microsoft Windows Active Directory (Networking) (Hardcover) by Kurt Hudson &amp; John R. Nicholson. ISBN-10: 0619016000</li> <li>• Windows 2000 Active Directory 2E (Paperback) by Syngress. ISBN-10: 1928994601</li> </ul>
<p><b>Study Manuals</b></p> 	<p>BCE produced study packs</p>
<p><b>CD ROM</b></p> 	<p>Power-point slides</p>
<p><b>Software</b></p> 	<p>Windows 2000 Server</p>