



Certificate in Networking (107) – Windows Server 2000 Administration & Implementation

Prerequisites: Basic knowledge in the use of Microsoft Windows Applications.	Corequisites: A pass or higher in Diploma in Information Technology or equivalence
Aim: This course introduce candidates to Microsoft Windows Server through lectures, demonstrations, discussions, and hands-on labs. Candidates will perform attended and an unattended installation of Windows Server, and will learn about the various file systems supported by Windows. Students will learn how to install and administer Active Directory Services and how to manage Active Directory objects. Candidates will use Microsoft Management Console to monitor system performance, to administer Internet Information Services, and to administer user accounts, group accounts, and group policies. Candidates will also learn how to administer print services. The course also covers a wide variety of administrative topics, including configuring hardware and desktop settings, managing Windows File System (NTFS) permissions and shares, and implementing security policies and auditing.	
Required Materials: Recommended Learning Resources.	Supplementary Materials: Lecture notes and tutor extra reading recommendations.
Special Requirements: The course requires a combination of lectures, demonstrations, discussions, and hands-on labs.	
Intended Learning Outcomes:	Assessment Criteria:
1 Define Windows network goals and analyse the different editions of Windows server.	1.1 Differentiate between the different editions of Windows Server 1.2 Explain Windows Server network models and server roles 1.3 Identify concepts relating to Windows Server network management and maintenance 1.4 Identify Windows Server Active Directory concepts 1.5 Perform attended installation of Windows Server 1.6 Perform unattended installation Windows Server 1.7 Identify the various file systems supported by Windows
2 Understand how to manage Windows hardware and describe the importance of managing hardware.	2.1 Define the purpose of device drivers 2.2 Configure hardware resource settings and resolve resource setting conflicts 2.3 Configure driver signing options 2.4 Identify how to optimise server processor and memory usage 2.5 Outline, create and configure hardware profiles 2.6 Describe how to configure server power options
3 Describe the tools used to create, monitor and manage user accounts.	3.1 Describe the purpose of user accounts 3.2 Define the user authentication process 3.3 Identify and configure local, roaming, and mandatory user profiles 3.4 Identify, configure and modify user accounts using different methods 3.5 Troubleshoot user account and authentication problems
4 Describe the purpose of group accounts and identify how to create and manage computer accounts	4.1 Define groups accounts 4.2 Demonstrate how to create group objects using both graphical and command-line tools 4.3 Describe how to manage security groups and distribution groups 4.4 Explain the purpose of the built-in groups created when Active Directory is installed
5 Describe file systems supported by	5.1 Identify and understand the differences between the

<p>Windows and which file system take full advantage of the security, disk quota and other features of the later software.</p> <p>6 Describe data storage types supported by Windows and explore fault tolerance strategies.</p> <p>7 Describe how to set file and folder attributes. and demonstrate how list file and folder attributes.</p> <p>8 Analyse the components of a printing system and how to troubleshoot printer problems</p> <p>9. Understand Group Policy and explore the mechanism of creating Group Policy Objects (GPOs)</p> <p>10 Outline the tools used to manage server tasks , remote management and identify how to install, configure, and manage Microsoft Software Update Services</p> <p>11 Identify goals to ensure the server meets performance expectations and to ensure server downtime is minimised.</p> <p>12 Demonstrate how to administer disaster recovery through backups and startup recovery mechanisms</p>	<p>various file systems supported in Windows Server</p> <p>5.2 Demonstrate how to create and manage shared folders</p> <p>5.3 Identify and configure the shared folder permissions available in Windows Server</p> <p>5.4 Describe and configure the NTFS permissions available in Windows Server</p> <p>5.5 Determine the impact of combining shared folder and NTFS permissions</p> <p>5.6 Analyse how to convert partitions and volumes from FAT to NTFS</p> <p>6.1 Describe concepts related to disk management</p> <p>6.2 Demonstrate how to manage partitions and volumes on a Windows Server system</p> <p>6.3 Describe the purpose of mounted drives and how to implement them</p> <p>6.4 Define the fault tolerant disk strategies natively supported in Windows Server</p> <p>6.5 Demonstrate how to determine disk and volume status information and import foreign disks</p> <p>6.6 Demonstrate how to maintain disks on a Windows Server system using a variety of native utilities</p> <p>7.1 Demonstrate how to configure file and folder attributes</p> <p>7.2 Define and configure advanced file and folder attributes</p> <p>7.3 Analyse how to implement and manage disk quotas</p> <p>7.4 Describe and implement the Distributed File System</p> <p>8.1 Describe Windows Server printing terms and concepts</p> <p>8.2 Demonstrate how to install and share printer resources</p> <p>8.3 Identify how to configure and manage installed printers</p> <p>8.4 Describe how to publish printers in Active Directory</p> <p>9.1 Identify how to create and manage Group Policy objects to control user desktop settings, security, scripts, and folder redirection</p> <p>9.2 Describe how to manage and troubleshoot Group Policy inheritance</p> <p>9.3 Outline how to deploy and manage software using Group Policy</p> <p>10.1 Distinguish between the various methods, tools, and processes used to manage a Windows Server system</p> <p>10.2 Demonstrate and configure Terminal Services and Remote Desktop for Administration</p> <p>10.3 Discuss delegate administrative authority in Active Directory</p> <p>11.1 Identify the importance of monitoring server performance</p> <p>11.2 Identify how to use Task Manager to monitor server performance and resource usage</p> <p>11.3 Identify how to use Event Viewer to identify and troubleshoot problems</p> <p>11.4 Describe how to use the Performance console to monitor server performance using both System Monitor and Performance Logs and Alerts</p> <p>11.5 Discuss how to optimise server performance through the configuration of service settings</p> <p>12.1 Discuss how to plan for disaster recovery of Windows Server systems</p> <p>12.2 Identify how to back up and restore data</p>
---	---




Tel: 0044 7423211037

Email: info@londoncomputercollege.co.uk Website: www.londoncomputercollege.co.uk

Registered No: 3267009 (England)

13 Analyse the components of Internet Information Services (IIS) and demonstrate how to troubleshoot Web client-browser connectivity	12.3 Describe how to implement shadow copy volumes 12.4 Describe the purpose of the Automated System Recovery feature 12.5 Describe Windows Server advanced startup options 12.6 Identify how to install and use the Recovery Console
14 Define Windows security-related features helps protect from hackers, spyware, viruses and malware.	13.1 Describe how to install and configure Internet Information Services (IIS) 13.2 Demonstrate how to create and configure Web-site virtual servers and virtual directories 13.3 Describe how to configure Web-site authentication 13.4 Describe how to configure and maintain FTP virtual servers 13.5 Describe how to update and maintain security for an IIS server 13.6 Describe how to create and modify Web folders 13.7 Describe how to use the Remote Administration (HTML) tools 13.8 Identify how to configure Web-based printing and printer management 14.1 Identify the various elements and techniques that can be used to secure a Windows Server system 14.2 Describe how to use Security Configuration and Analysis tools to configure and review security settings 14.3 Demonstrate how to use Audit access to resources and review Security log settings

**Recommended Learning Resources:
Windows Server 2000 Administration & Implementation**

Text Books	<ul style="list-style-type: none"> • Mastering Windows Server by Brian M. Smith, Doug Toombs, Mark Minasi and Christa Anderson. ISBN ISBN-10: 0782140432 • Microsoft Windows Server by John Smith. ISBN-10: 0538689005 • Windows Server Architecture and Planning. ISBN-10: 1576106071
Study Manuals 	BCE produced study packs
CD ROM 	Power-point slides
Software 	Windows 2000 Server